

1頭1日当り検定成績速報(1)

1戸当り検定実施頭数

(頭)

地区	年度	4月	5月	6月	7月	8月	9月	10月	11月	12月	1月	2月	3月	4~4月平均	平均
石狩	2021	60.1	60.3	60.4	59.8	61.2	61.3	60.6	60.2	59.2	60.0	61.3	61.9	60.1	60.5
	2022	62.8	62.8	61.4	61.4	61.9	61.9	62.6	62.1	62.4	59.4	59.6	60.1	62.8	61.5
	2023	60.4												60.4	60.4
空知	2021	41.4	41.7	40.6	40.4	41.9	40.8	41.1	41.4	40.1	41.0	40.8	42.5	41.4	41.1
	2022	44.9	44.0	42.9	42.7	43.6	43.7	44.0	45.0	46.2	47.0	47.0	44.4	44.9	44.6
	2023	47.5												47.5	47.5
上川	2021	67.4	68.3	68.7	66.9	68.3	68.9	69.1	68.9	69.0	69.1	69.9	71.3	67.4	68.8
	2022	71.8	70.2	70.7	70.2	70.1	72.0	72.1	72.2	71.5	72.8	72.9	73.2	71.8	71.6
	2023	75.5												75.5	75.5
後志	2021	40.5	41.7	40.9	40.5	39.4	41.4	40.8	40.9	40.8	38.8	41.9	41.8	40.5	40.8
	2022	43.5	43.1	42.3	42.2	43.0	44.0	43.0	39.5	42.0	41.3	43.6	43.9	43.5	42.6
	2023	45.7												45.7	45.7
桧山	2021	33.9	34.2	33.0	32.3	32.7	33.5	32.9	31.9	32.3	32.3	32.6	33.9	33.9	33.0
	2022	33.9	34.0	32.7	32.2	32.4	34.6	34.3	33.2	31.8	33.2	33.4	34.2	33.9	33.3
	2023	34.5												34.5	34.5
渡島	2021	56.7	57.7	56.1	55.5	56.9	51.3	57.7	57.8	57.7	58.2	47.5	63.1	56.7	56.4
	2022	61.9	61.4	62.1	62.3	59.6	62.6	62.0	60.8	60.4	61.0	61.1	64.3	61.9	61.6
	2023	67.1												67.1	67.1
胆振	2021	43.9	43.7	42.3	41.3	42.6	42.5	40.4	43.1	42.5	42.9	43.1	43.9	43.9	42.7
	2022	45.5	45.0	44.4	44.2	43.7	44.4	44.5	44.3	44.3	45.0	45.0	45.6	45.5	44.7
	2023	45.5												45.5	45.5
日高	2021	39.9	35.1	38.6	38.0	38.1	37.1	31.2	29.3	31.4	30.9	33.5	30.8	39.9	34.5
	2022	37.6	33.8	38.0	37.1	36.6	37.4	33.5	36.9	36.7	37.9	38.6	39.3	37.6	37.0
	2023	40.4												40.4	40.4
十勝	2021	102.3	103.3	102.2	101.1	102.6	101.7	103.4	102.5	103.3	104.1	104.7	102.1	102.3	102.8
	2022	106.4	105.8	104.6	104.8	100.6	104.0	104.8	103.1	101.5	102.8	103.6	104.3	106.4	103.9
	2023	107.0												107.0	107.0
釧路	2021	82.1	83.0	82.0	81.9	81.1	81.8	81.9	81.7	82.1	81.6	81.7	82.7	82.1	82.0
	2022	83.8	83.7	82.2	81.5	82.2	81.5	81.3	82.0	83.2	81.7	82.5	83.6	83.8	82.4
	2023	86.1												86.1	86.1
根室	2021	80.8	80.6	80.7	79.3	80.3	79.9	81.2	81.1	80.9	80.3	80.5	80.9	80.8	80.5
	2022	81.5	80.5	81.2	80.2	80.4	80.9	81.2	80.2	80.4	82.1	81.9	82.4	81.5	81.1
	2023	84.5												84.5	84.5
網走	2021	69.0	70.6	70.4	70.4	69.8	71.1	71.1	71.3	71.1	71.7	72.5	72.8	69.0	71.0
	2022	73.5	73.3	70.9	69.2	69.4	70.2	70.8	70.3	68.5	70.3	70.8	70.8	73.5	70.7
	2023	72.7												72.7	72.7
宗谷	2021	57.0	44.5	56.6	57.7	58.2	58.2	57.0	56.5	57.8	57.7	46.8	57.4	57.0	55.5
	2022	59.1	60.7	58.1	59.8	57.0	58.6	59.5	58.5	59.0	58.2	60.0	60.0	59.1	59.0
	2023	61.5												61.5	61.5
留萌	2021	56.8	57.0	57.0	56.3	56.6	57.1	56.7	55.7	55.9	57.1	57.2	57.2	56.8	56.7
	2022	57.8	57.9	56.4	56.8	40.5	58.2	57.1	56.4	57.4	56.1	57.3	57.1	57.8	55.8
	2023	58.6												58.6	58.6
全道	2021	76.5	75.9	76.6	76.0	76.5	76.5	76.9	76.6	76.9	77.1	76.3	77.4	76.5	76.6
	2022	79.2	78.8	77.9	77.5	75.8	77.7	78.1	77.3	76.9	77.7	78.2	78.7	79.2	77.8
	2023	80.9												80.9	80.9

1頭1日当り検定成績速報(2)

乳量

(kg)

地区	年度	4月	5月	6月	7月	8月	9月	10月	11月	12月	1月	2月	3月	4~4月平均	平均
石狩	2021	32.4	32.8	33.4	33.2	32.2	32.4	32.2	32.1	32.3	32.3	32.6	32.8	32.4	32.6
	2022	33.2	33.4	33.1	33.1	33.1	32.7	32.2	32.1	31.8	32.1	32.1	32.4	33.2	32.6
	2023	32.6												32.6	32.6
空知	2021	30.3	30.2	31.7	30.6	30.3	30.8	30.5	30.1	31.9	31.3	32.2	31.3	30.3	30.9
	2022	31.7	31.6	31.8	30.8	30.4	30.2	30.0	30.0	31.1	30.9	30.9	31.2	31.7	30.9
	2023	31.0												31.0	31.0
上川	2021	32.1	32.3	32.6	32.0	31.5	31.9	31.4	31.4	31.9	31.7	32.0	31.8	32.1	31.9
	2022	32.2	32.5	32.6	31.9	31.7	31.3	31.2	31.0	31.1	31.1	31.4	31.9	32.2	31.7
	2023	32.0												32.0	32.0
後志	2021	29.6	29.8	30.1	29.6	29.4	29.3	28.8	28.9	29.4	29.3	29.9	30.1	29.6	29.5
	2022	30.5	30.2	30.8	30.3	29.9	29.7	29.0	29.2	29.4	29.5	29.9	29.9	30.5	29.9
	2023	29.6												29.6	29.6
桧山	2021	27.0	27.4	27.7	27.4	27.4	27.4	26.8	26.6	26.9	27.3	27.3	27.6	27.0	27.2
	2022	27.4	28.8	28.8	28.6	28.5	27.9	27.7	27.1	27.6	27.8	27.5	27.9	27.4	28.0
	2023	27.7												27.7	27.7
渡島	2021	27.8	28.3	29.2	29.1	28.5	28.6	28.8	28.9	29.4	29.6	29.9	29.6	27.8	29.0
	2022	29.8	30.8	31.1	30.6	30.1	30.1	29.9	29.8	30.3	30.3	30.5	30.6	29.8	30.3
	2023	30.2												30.2	30.2
胆振	2021	30.8	31.2	31.6	31.4	30.4	30.7	29.6	30.2	31.0	30.8	31.1	31.5	30.8	30.9
	2022	31.5	31.6	31.7	31.2	31.0	30.9	30.4	30.8	30.6	31.0	30.7	31.3	31.5	31.1
	2023	30.8												30.8	30.8
日高	2021	28.9	30.1	30.2	29.3	29.0	28.8	28.6	27.2	28.7	27.9	28.8	28.3	28.9	28.8
	2022	29.2	30.0	29.7	28.9	28.9	28.5	28.1	27.5	27.7	28.2	28.2	28.4	29.2	28.6
	2023	28.9												28.9	28.9
十勝	2021	32.6	32.9	33.4	33.0	32.5	32.3	32.0	32.1	32.5	32.8	32.9	33.1	32.6	32.7
	2022	33.4	33.8	34.0	33.6	33.1	32.5	32.1	31.9	32.1	32.2	32.5	32.8	33.4	32.8
	2023	33.0												33.0	33.0
釧路	2021	29.3	29.6	30.3	30.0	29.4	29.5	29.1	29.0	29.6	29.8	29.9	30.0	29.3	29.6
	2022	30.1	30.5	30.8	30.4	29.8	29.2	28.4	28.2	28.4	28.6	28.7	29.0	30.1	29.3
	2023	29.1												29.1	29.1
根室	2021	30.3	30.7	31.5	31.3	30.9	30.7	30.5	30.4	30.7	31.1	31.2	31.4	30.3	30.9
	2022	31.4	31.7	32.1	31.8	31.2	30.7	30.0	29.5	29.6	29.8	30.0	30.3	31.4	30.7
	2023	30.4												30.4	30.4
網走	2021	32.6	32.8	33.2	33.0	32.4	32.6	32.2	32.1	32.7	33.1	33.2	33.3	32.6	32.8
	2022	33.5	33.7	33.8	33.6	33.2	32.9	32.3	32.0	32.0	32.1	32.0	32.3	33.5	32.8
	2023	32.5												32.5	32.5
宗谷	2021	28.9	28.9	29.7	29.3	29.0	29.2	28.9	29.1	29.4	29.6	29.5	29.7	28.9	29.3
	2022	29.9	30.3	30.3	30.1	29.9	29.7	29.3	28.7	28.8	29.0	29.2	29.2	29.9	29.5
	2023	29.4												29.4	29.4
留萌	2021	28.0	28.8	29.0	28.8	28.2	28.5	28.1	28.5	28.9	29.0	29.3	29.2	28.0	28.7
	2022	29.1	29.8	30.1	29.3	29.9	28.9	28.5	28.1	28.3	28.6	28.8	29.4	29.1	29.1
	2023	29.4												29.4	29.4
全道	2021	31.1	31.5	32.0	31.7	31.2	31.2	30.8	30.9	31.3	31.5	31.7	31.8	31.1	31.4
	2022	32.0	32.4	32.6	32.2	31.8	31.3	30.7	30.4	30.6	30.7	30.9	31.2	32.0	31.4
	2023	31.3												31.3	31.3

1頭1日当り検定成績速報(3)

乳 脂 率

(%)

地 区	年度	4月	5月	6月	7月	8月	9月	10月	11月	12月	1月	2月	3月	4~4月平均	平均
石 狩	2021	4.01	3.96	3.86	3.85	3.78	3.90	3.97	4.10	4.12	4.15	4.11	4.08	4.01	3.99
	2022	4.03	4.00	3.96	3.89	3.87	3.95	4.04	4.16	4.18	4.19	4.20	4.13	4.03	4.05
	2023	4.07												4.07	4.07
空 知	2021	3.97	3.93	3.85	3.85	3.75	3.90	4.02	4.11	4.04	4.08	4.07	4.02	3.97	3.97
	2022	4.00	3.97	3.93	3.91	3.93	3.98	4.07	4.13	4.13	4.11	4.15	4.02	4.00	4.03
	2023	3.99												3.99	3.99
上 川	2021	3.98	3.93	3.88	3.85	3.81	3.93	4.04	4.09	4.13	4.11	4.12	4.07	3.98	4.00
	2022	4.07	3.98	3.98	3.93	3.96	4.01	4.09	4.16	4.22	4.15	4.17	4.10	4.07	4.07
	2023	4.07												4.07	4.07
後 志	2021	4.00	3.98	3.89	3.90	3.86	3.97	4.04	4.12	4.05	4.10	4.04	4.04	4.00	4.00
	2022	4.01	3.96	3.89	3.86	3.82	3.96	4.05	4.12	4.10	4.09	4.10	4.07	4.01	4.00
	2023	4.02												4.02	4.02
桧 山	2021	3.78	3.85	3.78	3.78	3.72	3.84	3.95	4.03	3.92	3.94	3.98	3.98	3.78	3.88
	2022	3.95	3.85	3.89	3.83	3.81	3.88	3.94	4.03	4.10	4.01	4.05	4.00	3.95	3.95
	2023	3.94												3.94	3.94
渡 島	2021	3.98	3.92	3.84	3.85	3.83	3.90	3.97	4.03	4.06	4.06	4.05	4.05	3.98	3.96
	2022	3.97	3.94	3.87	3.87	3.83	3.94	3.98	4.13	4.10	4.10	4.14	4.08	3.97	4.00
	2023	4.02												4.02	4.02
胆 振	2021	3.90	3.82	3.77	3.75	3.73	3.82	3.93	3.98	4.01	3.98	3.99	3.95	3.90	3.89
	2022	3.93	3.88	3.87	3.82	3.81	3.92	4.09	4.11	4.17	4.13	4.16	4.09	3.93	4.00
	2023	4.04												4.04	4.04
日 高	2021	4.00	3.95	3.86	3.84	3.82	3.93	4.05	4.13	4.16	4.11	4.13	4.06	4.00	4.00
	2022	4.06	3.93	3.85	3.88	3.83	3.94	3.96	4.06	4.14	4.13	4.19	4.06	4.06	4.00
	2023	4.02												4.02	4.02
十 勝	2021	3.96	3.88	3.86	3.83	3.83	3.92	4.00	4.03	4.07	4.06	4.06	4.04	3.96	3.96
	2022	3.99	3.91	3.91	3.87	3.86	3.94	4.02	4.12	4.16	4.14	4.12	4.05	3.99	4.01
	2023	3.98												3.98	3.98
釧 路	2021	3.94	3.91	3.82	3.82	3.81	3.90	4.01	4.08	4.10	4.12	4.10	4.08	3.94	3.97
	2022	4.05	3.97	3.92	3.89	3.91	3.95	4.04	4.12	4.16	4.12	4.10	4.05	4.05	4.02
	2023	3.98												3.98	3.98
根 室	2021	3.99	3.95	3.86	3.85	3.85	3.93	4.02	4.09	4.09	4.10	4.10	4.09	3.99	3.99
	2022	4.04	3.98	3.95	3.92	3.91	3.95	4.04	4.14	4.17	4.14	4.12	4.07	4.04	4.04
	2023	4.00												4.00	4.00
網 走	2021	3.98	3.96	3.91	3.85	3.81	3.92	4.00	4.08	4.09	4.11	4.09	4.07	3.98	3.99
	2022	4.04	3.97	3.99	3.91	3.93	3.98	4.08	4.16	4.19	4.17	4.16	4.09	4.04	4.06
	2023	4.04												4.04	4.04
宗 谷	2021	3.97	3.94	3.89	3.85	3.81	3.93	4.03	4.06	4.05	4.05	4.07	4.06	3.97	3.98
	2022	4.02	3.97	3.95	3.93	3.89	3.96	4.05	4.13	4.14	4.12	4.11	4.06	4.02	4.03
	2023	4.01												4.01	4.01
留 萌	2021	4.01	3.91	3.85	3.79	3.71	3.87	3.98	4.01	4.01	4.02	4.01	4.00	4.01	3.93
	2022	3.98	3.88	3.84	3.80	3.85	3.85	3.99	4.07	4.12	4.09	4.06	3.97	3.98	3.96
	2023	3.98												3.98	3.98
全 道	2021	3.97	3.92	3.86	3.84	3.82	3.92	4.01	4.06	4.08	4.09	4.08	4.06	3.97	3.98
	2022	4.02	3.95	3.94	3.89	3.89	3.95	4.04	4.13	4.17	4.14	4.13	4.06	4.02	4.03
	2023	4.00												4.00	4.00

## 1頭1日当り検定成績速報(4)

## 乳蛋白質率

(%)

地区	年度	4月	5月	6月	7月	8月	9月	10月	11月	12月	1月	2月	3月	4~4月平均	平均
石狩	2021	3.42	3.38	3.34	3.31	3.28	3.38	3.43	3.51	3.50	3.49	3.48	3.46	3.42	3.42
	2022	3.45	3.42	3.39	3.35	3.32	3.38	3.44	3.51	3.51	3.52	3.50	3.46	3.45	3.44
	2023	3.42												3.42	3.42
空知	2021	3.36	3.36	3.32	3.28	3.24	3.35	3.39	3.47	3.43	3.45	3.41	3.42	3.36	3.37
	2022	3.38	3.39	3.33	3.32	3.26	3.34	3.39	3.49	3.47	3.47	3.43	3.42	3.38	3.39
	2023	3.37												3.37	3.37
上川	2021	3.39	3.35	3.33	3.28	3.29	3.39	3.45	3.48	3.49	3.46	3.47	3.44	3.39	3.40
	2022	3.45	3.42	3.39	3.33	3.35	3.39	3.46	3.49	3.50	3.47	3.47	3.44	3.45	3.43
	2023	3.41												3.41	3.41
後志	2021	3.40	3.36	3.34	3.30	3.29	3.38	3.44	3.46	3.47	3.45	3.46	3.42	3.40	3.40
	2022	3.44	3.38	3.39	3.33	3.32	3.36	3.46	3.47	3.49	3.43	3.44	3.40	3.44	3.41
	2023	3.40												3.40	3.40
桧山	2021	3.35	3.33	3.31	3.28	3.26	3.37	3.42	3.44	3.43	3.43	3.44	3.42	3.35	3.37
	2022	3.38	3.36	3.34	3.31	3.28	3.33	3.39	3.43	3.45	3.44	3.42	3.37	3.38	3.38
	2023	3.35												3.35	3.35
渡島	2021	3.35	3.35	3.32	3.30	3.24	3.33	3.37	3.42	3.42	3.44	3.45	3.40	3.35	3.37
	2022	3.39	3.39	3.39	3.31	3.29	3.34	3.42	3.43	3.45	3.43	3.45	3.39	3.39	3.39
	2023	3.38												3.38	3.38
胆振	2021	3.36	3.34	3.32	3.29	3.30	3.37	3.42	3.44	3.44	3.43	3.44	3.41	3.36	3.38
	2022	3.40	3.37	3.37	3.32	3.31	3.34	3.42	3.44	3.45	3.43	3.44	3.40	3.40	3.39
	2023	3.38												3.38	3.38
日高	2021	3.36	3.33	3.32	3.30	3.27	3.37	3.41	3.47	3.44	3.46	3.43	3.42	3.36	3.38
	2022	3.39	3.38	3.37	3.30	3.30	3.35	3.38	3.44	3.42	3.40	3.39	3.35	3.39	3.37
	2023	3.34												3.34	3.34
十勝	2021	3.36	3.32	3.30	3.27	3.26	3.35	3.39	3.41	3.42	3.43	3.44	3.40	3.36	3.36
	2022	3.37	3.34	3.33	3.27	3.29	3.32	3.40	3.44	3.45	3.45	3.44	3.38	3.37	3.37
	2023	3.36												3.36	3.36
釧路	2021	3.35	3.32	3.30	3.29	3.27	3.36	3.41	3.44	3.42	3.42	3.42	3.40	3.35	3.37
	2022	3.37	3.33	3.33	3.28	3.29	3.32	3.39	3.43	3.43	3.42	3.41	3.37	3.37	3.36
	2023	3.36												3.36	3.36
根室	2021	3.33	3.30	3.30	3.27	3.27	3.35	3.39	3.41	3.40	3.40	3.40	3.38	3.33	3.35
	2022	3.36	3.31	3.33	3.28	3.29	3.31	3.38	3.43	3.42	3.41	3.40	3.37	3.36	3.36
	2023	3.34												3.34	3.34
網走	2021	3.38	3.34	3.32	3.28	3.26	3.36	3.41	3.44	3.44	3.45	3.46	3.43	3.38	3.38
	2022	3.41	3.37	3.37	3.32	3.32	3.37	3.41	3.45	3.45	3.45	3.43	3.39	3.41	3.40
	2023	3.37												3.37	3.37
宗谷	2021	3.37	3.34	3.35	3.31	3.28	3.39	3.46	3.46	3.45	3.45	3.46	3.44	3.37	3.40
	2022	3.41	3.38	3.40	3.32	3.30	3.36	3.43	3.45	3.46	3.45	3.41	3.39	3.41	3.40
	2023	3.37												3.37	3.37
留萌	2021	3.38	3.34	3.33	3.31	3.28	3.38	3.46	3.46	3.46	3.46	3.47	3.44	3.38	3.40
	2022	3.43	3.40	3.40	3.31	3.31	3.37	3.46	3.46	3.49	3.47	3.44	3.40	3.43	3.41
	2023	3.39												3.39	3.39
全道	2021	3.36	3.32	3.31	3.28	3.27	3.36	3.41	3.43	3.43	3.43	3.43	3.41	3.36	3.37
	2022	3.38	3.35	3.35	3.29	3.30	3.34	3.40	3.44	3.45	3.44	3.43	3.38	3.38	3.38
	2023	3.36												3.36	3.36

1頭1日当り検定成績速報(5)

無脂固形分率

(%)

地区	年度	4月	5月	6月	7月	8月	9月	10月	11月	12月	1月	2月	3月	4~4月平均	平均
石狩	2021	8.93	8.90	8.85	8.83	8.77	8.86	8.92	8.98	8.98	8.99	8.97	8.95	8.93	8.91
	2022	8.96	8.94	8.90	8.86	8.80	8.87	8.92	8.98	8.99	9.01	9.00	8.97	8.96	8.93
	2023	8.91												8.91	8.91
空知	2021	8.84	8.84	8.79	8.75	8.70	8.81	8.84	8.92	8.89	8.93	8.88	8.90	8.84	8.84
	2022	8.86	8.89	8.81	8.78	8.69	8.79	8.83	8.94	8.91	8.95	8.91	8.92	8.86	8.86
	2023	8.84												8.84	8.84
上川	2021	8.90	8.85	8.83	8.77	8.77	8.87	8.93	8.96	8.97	8.95	8.97	8.93	8.90	8.89
	2022	8.96	8.93	8.91	8.81	8.81	8.86	8.92	8.96	8.98	8.97	8.97	8.95	8.96	8.92
	2023	8.92												8.92	8.92
後志	2021	8.87	8.82	8.80	8.75	8.75	8.81	8.89	8.90	8.92	8.89	8.94	8.89	8.87	8.85
	2022	8.93	8.86	8.87	8.79	8.77	8.79	8.89	8.89	8.94	8.89	8.92	8.87	8.93	8.87
	2023	8.87												8.87	8.87
桧山	2021	8.78	8.76	8.72	8.67	8.65	8.74	8.81	8.81	8.81	8.82	8.83	8.82	8.78	8.77
	2022	8.79	8.79	8.77	8.71	8.66	8.71	8.77	8.80	8.85	8.84	8.83	8.78	8.79	8.78
	2023	8.74												8.74	8.74
渡島	2021	8.80	8.81	8.79	8.76	8.68	8.76	8.80	8.86	8.88	8.92	8.93	8.85	8.80	8.82
	2022	8.88	8.88	8.89	8.77	8.75	8.79	8.87	8.87	8.92	8.90	8.93	8.86	8.88	8.86
	2023	8.84												8.84	8.84
胆振	2021	8.83	8.80	8.77	8.75	8.72	8.80	8.85	8.88	8.89	8.88	8.89	8.86	8.83	8.83
	2022	8.87	8.84	8.84	8.76	8.74	8.77	8.85	8.87	8.89	8.88	8.90	8.86	8.87	8.84
	2023	8.83												8.83	8.83
日高	2021	8.81	8.78	8.77	8.74	8.71	8.79	8.84	8.88	8.87	8.89	8.87	8.86	8.81	8.82
	2022	8.83	8.83	8.82	8.74	8.71	8.75	8.78	8.84	8.83	8.84	8.83	8.79	8.83	8.80
	2023	8.77												8.77	8.77
十勝	2021	8.85	8.82	8.78	8.75	8.74	8.81	8.87	8.88	8.90	8.91	8.92	8.89	8.85	8.84
	2022	8.87	8.85	8.84	8.77	8.76	8.78	8.86	8.89	8.91	8.93	8.93	8.87	8.87	8.86
	2023	8.85												8.85	8.85
釧路	2021	8.81	8.79	8.77	8.76	8.73	8.79	8.86	8.88	8.88	8.89	8.88	8.86	8.81	8.83
	2022	8.84	8.81	8.80	8.74	8.72	8.74	8.81	8.84	8.87	8.86	8.87	8.83	8.84	8.81
	2023	8.81												8.81	8.81
根室	2021	8.80	8.78	8.77	8.74	8.74	8.81	8.84	8.86	8.87	8.88	8.87	8.84	8.80	8.82
	2022	8.83	8.80	8.81	8.73	8.73	8.74	8.80	8.85	8.85	8.87	8.87	8.85	8.83	8.81
	2023	8.81												8.81	8.81
網走	2021	8.89	8.84	8.81	8.77	8.75	8.84	8.89	8.91	8.93	8.94	8.96	8.92	8.89	8.87
	2022	8.91	8.88	8.88	8.80	8.79	8.83	8.87	8.90	8.91	8.92	8.91	8.88	8.91	8.87
	2023	8.85												8.85	8.85
宗谷	2021	8.83	8.79	8.81	8.77	8.73	8.83	8.91	8.91	8.90	8.91	8.92	8.90	8.83	8.85
	2022	8.88	8.85	8.88	8.77	8.74	8.80	8.86	8.88	8.89	8.89	8.86	8.84	8.88	8.85
	2023	8.81												8.81	8.81
留萌	2021	8.84	8.80	8.79	8.76	8.73	8.81	8.90	8.90	8.92	8.91	8.94	8.89	8.84	8.85
	2022	8.91	8.87	8.88	8.76	8.75	8.80	8.90	8.89	8.92	8.91	8.90	8.86	8.91	8.86
	2023	8.85												8.85	8.85
全道	2021	8.84	8.81	8.79	8.76	8.74	8.82	8.87	8.89	8.90	8.91	8.91	8.88	8.84	8.84
	2022	8.87	8.84	8.84	8.76	8.75	8.78	8.85	8.88	8.90	8.91	8.90	8.86	8.87	8.85
	2023	8.84												8.84	8.84

1頭1日当り検定成績速報(6)

体細胞数 (千/ml)

(千/ml)

地区	年度	4月	5月	6月	7月	8月	9月	10月	11月	12月	1月	2月	3月	4~4月平均	平均
石狩	2021	161	165	184	169	216	190	180	165	176	167	169	165	161	176
	2022	161	149	161	173	193	176	165	149	147	152	147	148	161	160
	2023	139												139	139
空知	2021	183	188	209	239	233	240	195	198	181	199	167	177	183	201
	2022	176	184	178	210	208	206	165	170	170	181	181	202	176	186
	2023	186												186	186
上川	2021	214	210	235	231	264	228	230	207	196	204	212	204	214	220
	2022	204	211	212	234	236	225	213	195	201	193	197	211	204	211
	2023	215												215	215
後志	2021	231	222	242	226	259	257	225	259	220	219	203	202	231	230
	2022	210	225	227	232	262	230	240	224	213	233	194	224	210	226
	2023	229												229	229
桧山	2021	222	235	242	261	250	218	233	222	242	239	210	234	222	234
	2022	217	221	227	233	223	236	215	199	200	201	221	223	217	218
	2023	218												218	218
渡島	2021	193	189	181	188	237	213	208	197	192	171	161	179	193	192
	2022	192	165	194	216	225	216	212	173	196	186	231	211	192	201
	2023	243												243	243
胆振	2021	196	219	222	243	262	222	228	216	207	195	201	191	196	217
	2022	179	180	191	225	236	240	202	183	198	175	186	209	179	200
	2023	176												176	176
日高	2021	209	213	201	219	229	237	216	235	222	207	241	219	209	221
	2022	188	191	199	212	218	208	204	187	182	191	217	197	188	200
	2023	194												194	194
十勝	2021	189	196	205	213	244	215	205	183	179	182	181	177	189	197
	2022	178	175	183	209	223	213	192	171	166	166	166	171	178	184
	2023	171												171	171
釧路	2021	181	182	180	185	214	191	188	176	179	180	183	183	181	185
	2022	184	179	183	196	209	198	193	175	176	177	181	179	184	186
	2023	178												178	178
根室	2021	182	184	185	184	207	193	183	181	178	179	179	183	182	185
	2022	177	182	180	191	200	196	182	171	171	167	167	169	177	179
	2023	167												167	167
網走	2021	192	196	201	207	230	217	203	198	191	192	184	192	192	200
	2022	187	188	188	199	213	208	201	187	181	185	181	188	187	192
	2023	192												192	192
宗谷	2021	233	228	236	226	258	252	223	220	224	226	228	214	233	231
	2022	221	217	221	225	236	225	226	211	217	215	219	214	221	221
	2023	225												225	225
留萌	2021	266	259	268	272	317	274	276	255	265	260	262	246	266	268
	2022	264	268	264	282	288	269	259	248	248	253	257	247	264	262
	2023	250												250	250
全道	2021	193	195	201	205	233	212	202	190	188	189	188	187	193	199
	2022	186	186	189	206	217	210	196	180	178	178	179	182	186	191
	2023	182												182	182

## 1頭1日当り検定成績速報(7)

## 体細胞リニアスコア

地区	年度	4月	5月	6月	7月	8月	9月	10月	11月	12月	1月	2月	3月	4~4月平均	平均
石 狩	2021	2.4	2.3	2.3	2.3	2.5	2.4	2.4	2.4	2.4	2.4	2.4	2.4	2.4	2.4
	2022	2.4	2.3	2.3	2.3	2.4	2.3	2.3	2.2	2.2	2.3	2.2	2.2	2.4	2.3
	2023	2.2												2.2	2.2
空 知	2021	2.5	2.6	2.6	2.7	2.7	2.8	2.6	2.6	2.5	2.6	2.4	2.5	2.5	2.6
	2022	2.4	2.4	2.3	2.6	2.5	2.6	2.4	2.5	2.4	2.5	2.4	2.5	2.4	2.5
	2023	2.4												2.4	2.4
上 川	2021	2.6	2.6	2.6	2.6	2.7	2.6	2.6	2.5	2.5	2.5	2.5	2.5	2.6	2.6
	2022	2.5	2.4	2.4	2.5	2.5	2.5	2.5	2.4	2.4	2.4	2.4	2.5	2.5	2.5
	2023	2.4												2.4	2.4
後 志	2021	2.7	2.6	2.7	2.7	2.7	2.8	2.7	2.7	2.6	2.7	2.5	2.6	2.7	2.7
	2022	2.5	2.6	2.6	2.6	2.8	2.6	2.7	2.6	2.6	2.6	2.5	2.6	2.5	2.6
	2023	2.5												2.5	2.5
桧 山	2021	2.7	2.7	2.7	2.8	2.8	2.7	2.8	2.7	2.7	2.7	2.7	2.7	2.7	2.7
	2022	2.7	2.6	2.7	2.8	2.7	2.7	2.7	2.6	2.6	2.6	2.7	2.7	2.7	2.7
	2023	2.7												2.7	2.7
渡 島	2021	2.5	2.5	2.5	2.5	2.6	2.7	2.6	2.5	2.5	2.4	2.3	2.4	2.5	2.5
	2022	2.4	2.3	2.3	2.5	2.5	2.5	2.5	2.3	2.4	2.4	2.5	2.5	2.4	2.4
	2023	2.5												2.5	2.5
胆 振	2021	2.6	2.7	2.8	2.9	2.9	2.8	2.9	2.8	2.7	2.6	2.6	2.5	2.6	2.7
	2022	2.5	2.5	2.5	2.7	2.8	2.8	2.7	2.5	2.6	2.4	2.5	2.5	2.5	2.6
	2023	2.5												2.5	2.5
日 高	2021	2.7	2.6	2.6	2.7	2.7	2.8	2.7	2.8	2.7	2.7	2.7	2.7	2.7	2.7
	2022	2.5	2.5	2.5	2.6	2.6	2.6	2.5	2.5	2.4	2.5	2.5	2.5	2.5	2.5
	2023	2.4												2.4	2.4
十 勝	2021	2.4	2.4	2.4	2.4	2.5	2.4	2.5	2.4	2.4	2.4	2.3	2.3	2.4	2.4
	2022	2.3	2.2	2.3	2.4	2.4	2.5	2.4	2.3	2.3	2.2	2.3	2.2	2.3	2.3
	2023	2.2												2.2	2.2
釧 路	2021	2.3	2.3	2.2	2.3	2.4	2.3	2.3	2.3	2.3	2.3	2.3	2.3	2.3	2.3
	2022	2.3	2.2	2.3	2.3	2.4	2.3	2.3	2.2	2.3	2.3	2.3	2.2	2.3	2.3
	2023	2.2												2.2	2.2
根 室	2021	2.3	2.3	2.2	2.2	2.3	2.3	2.3	2.2	2.2	2.2	2.2	2.2	2.3	2.2
	2022	2.2	2.2	2.2	2.2	2.3	2.3	2.2	2.2	2.2	2.2	2.2	2.2	2.2	2.2
	2023	2.1												2.1	2.1
網 走	2021	2.4	2.4	2.4	2.4	2.5	2.5	2.5	2.4	2.4	2.4	2.3	2.3	2.4	2.4
	2022	2.3	2.3	2.3	2.3	2.4	2.4	2.4	2.3	2.3	2.3	2.3	2.3	2.3	2.3
	2023	2.3												2.3	2.3
宗 谷	2021	2.6	2.6	2.6	2.5	2.7	2.6	2.6	2.5	2.5	2.6	2.5	2.5	2.6	2.6
	2022	2.5	2.5	2.5	2.5	2.6	2.5	2.5	2.5	2.5	2.5	2.5	2.5	2.5	2.5
	2023	2.5												2.5	2.5
留 萌	2021	2.8	2.7	2.8	2.7	2.9	2.8	2.8	2.7	2.7	2.7	2.7	2.6	2.8	2.7
	2022	2.7	2.7	2.7	2.8	2.8	2.7	2.7	2.7	2.7	2.6	2.7	2.7	2.7	2.7
	2023	2.6												2.6	2.6
全 道	2021	2.4	2.4	2.4	2.4	2.5	2.4	2.4	2.4	2.4	2.4	2.3	2.3	2.4	2.4
	2022	2.3	2.3	2.3	2.4	2.4	2.4	2.4	2.3	2.3	2.3	2.3	2.3	2.3	2.3
	2023	2.3												2.3	2.3





1頭1日当り検定成績速報(9)

濃厚飼料給与量

(kg)

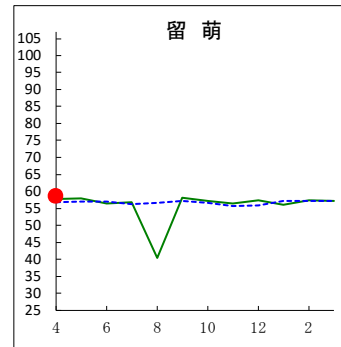
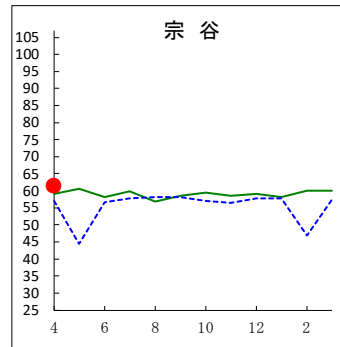
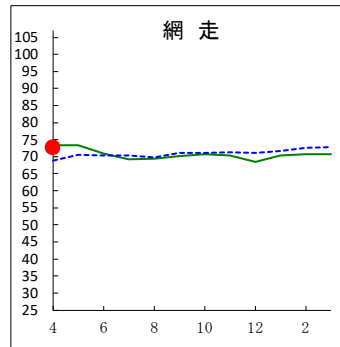
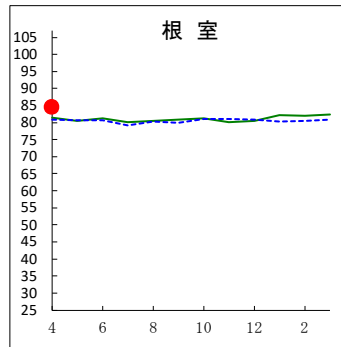
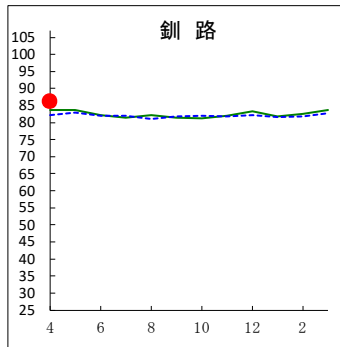
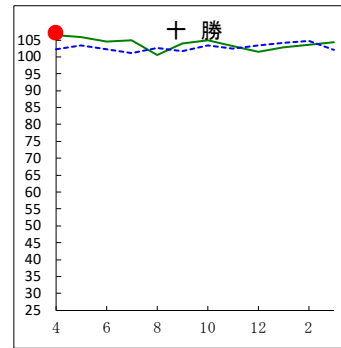
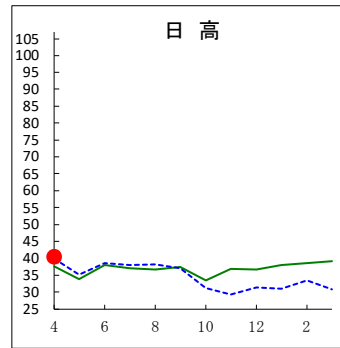
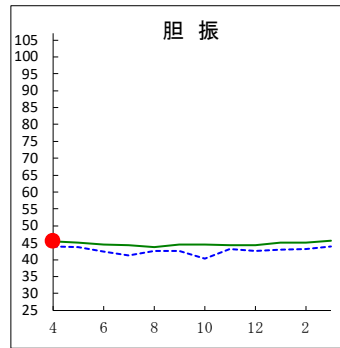
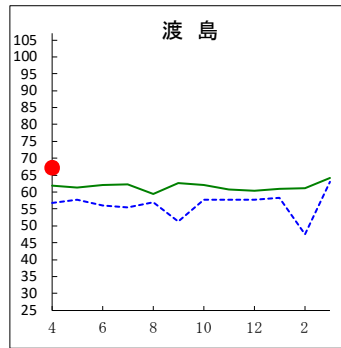
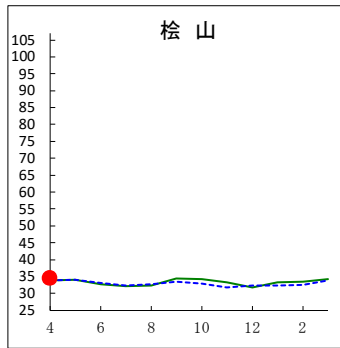
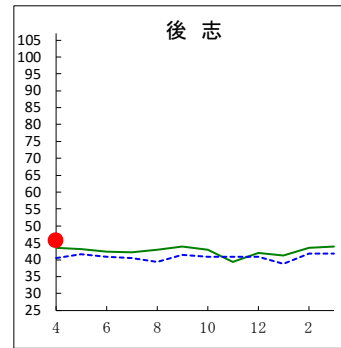
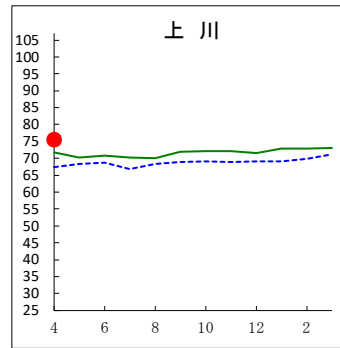
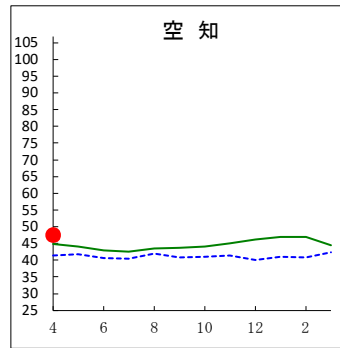
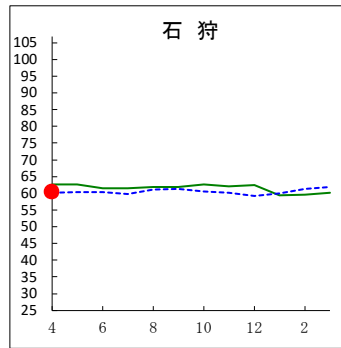
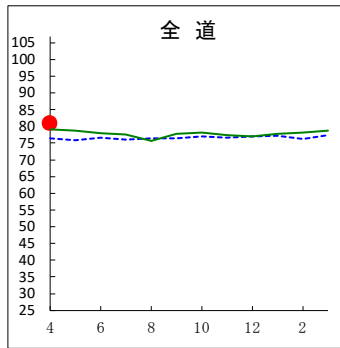
地区	年度	4月	5月	6月	7月	8月	9月	10月	11月	12月	1月	2月	3月	4~4月平均	平均
石狩	2021	10.9	10.8	10.9	10.7	10.8	10.8	10.8	10.8	10.8	10.7	10.7	10.6	10.9	10.8
	2022	10.7	10.7	10.6	10.7	10.7	10.8	10.8	10.8	10.8	10.9	10.9	10.9	10.7	10.8
	2023	10.9												10.9	10.9
空知	2021	10.9	10.9	10.9	10.9	10.8	10.9	11.0	11.1	11.1	11.1	10.8	11.1	10.9	11.0
	2022	10.9	11.0	10.9	10.8	10.7	10.8	11.0	11.1	11.3	11.2	11.3	11.3	10.9	11.0
	2023	11.2												11.2	11.2
上川	2021	9.7	9.6	9.6	9.6	9.5	9.6	9.6	9.7	9.7	9.8	9.8	9.9	9.7	9.7
	2022	9.8	9.8	9.7	9.7	9.7	9.7	9.7	9.7	9.7	9.7	9.7	9.7	9.8	9.7
	2023	9.6												9.6	9.6
後志	2021	10.0	9.8	9.8	9.8	9.8	9.7	9.7	9.8	9.7	10.0	9.6	9.7	10.0	9.8
	2022	9.7	9.7	9.8	9.8	10.0	9.8	9.9	10.2	9.9	10.1	9.8	9.7	9.7	9.9
	2023	9.7												9.7	9.7
桧山	2021	9.7	9.6	9.6	9.6	9.7	9.5	9.4	9.5	9.6	9.6	9.6	9.5	9.7	9.6
	2022	9.5	9.5	9.3	9.4	9.6	9.3	9.4	9.4	9.7	9.4	9.5	9.4	9.5	9.5
	2023	9.3												9.3	9.3
渡島	2021	8.7	8.6	8.6	8.7	8.5	8.6	8.5	9.0	8.9	8.9	9.7	8.9	8.7	8.8
	2022	8.5	8.8	9.0	8.8	8.5	8.5	8.5	8.8	8.5	8.6	8.4	8.5	8.5	8.6
	2023	8.6												8.6	8.6
胆振	2021	9.5	9.5	9.6	9.6	9.5	9.5	9.8	9.5	9.6	9.6	9.6	9.6	9.5	9.6
	2022	9.6	9.6	9.6	9.5	9.6	9.5	9.5	9.5	9.6	9.6	9.6	9.6	9.6	9.6
	2023	9.5												9.5	9.5
日高	2021	10.1	10.2	10.2	10.2	10.2	10.1	9.9	10.2	10.1	10.4	10.0	10.3	10.1	10.2
	2022	9.9	9.7	9.8	9.6	9.6	9.6	9.7	9.6	9.5	9.6	9.7	9.7	9.9	9.7
	2023	9.5												9.5	9.5
十勝	2021	11.3	11.3	11.3	11.3	11.3	11.3	11.3	11.3	11.4	11.3	11.5	11.3	11.3	11.3
	2022	11.4	11.4	11.4	11.4	11.3	11.3	11.3	11.3	11.3	11.3	11.3	11.2	11.4	11.3
	2023	11.3												11.3	11.3
釧路	2021	10.7	10.7	10.7	10.6	10.6	10.7	10.7	10.7	10.8	10.7	10.8	10.7	10.7	10.7
	2022	10.6	10.7	10.6	10.6	10.5	10.6	10.6	10.7	10.7	10.7	10.7	10.8	10.6	10.7
	2023	10.8												10.8	10.8
根室	2021	10.8	10.9	10.8	10.9	10.9	10.9	11.0	11.0	11.0	10.9	11.0	11.0	10.8	10.9
	2022	11.1	11.0	11.1	11.0	11.1	11.1	11.1	11.1	11.1	11.1	11.1	11.1	11.1	11.1
	2023	11.1												11.1	11.1
網走	2021	10.5	10.6	10.6	10.6	10.7	10.6	10.7	10.7	10.7	10.7	10.7	10.7	10.5	10.7
	2022	10.6	10.6	10.7	10.6	10.6	10.6	10.6	10.6	10.6	10.6	10.5	10.6	10.6	10.6
	2023	10.6												10.6	10.6
宗谷	2021	11.3	10.8	11.3	11.4	11.4	11.4	11.2	11.2	11.4	11.4	10.8	11.3	11.3	11.2
	2022	11.4	11.5	11.4	11.4	11.3	11.3	11.3	11.3	11.3	11.3	11.3	11.4	11.4	11.4
	2023	11.3												11.3	11.3
留萌	2021	10.5	10.4	10.4	10.5	10.5	10.5	10.5	10.5	10.5	10.6	10.6	10.6	10.5	10.5
	2022	10.6	10.5	10.5	10.4	10.3	10.4	10.4	10.5	10.4	10.4	10.5	10.5	10.6	10.5
	2023	10.5												10.5	10.5
全道	2021	10.8	10.8	10.8	10.9	10.9	10.9	10.9	10.9	11.0	10.9	11.0	10.9	10.8	10.9
	2022	10.9	11.0	10.9	10.9	10.9	10.9	10.9	10.9	10.9	10.9	10.9	10.9	10.9	10.9
	2023	10.9												10.9	10.9

# 1戸当り検定実施頭数

2023年度

2022年度

2021年度



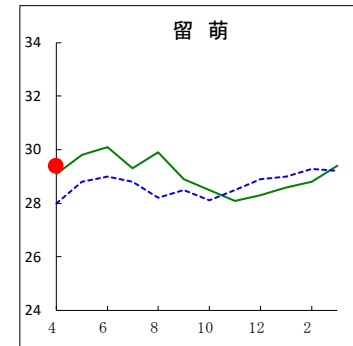
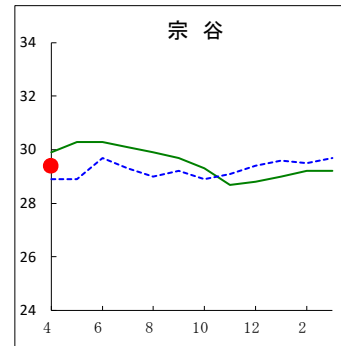
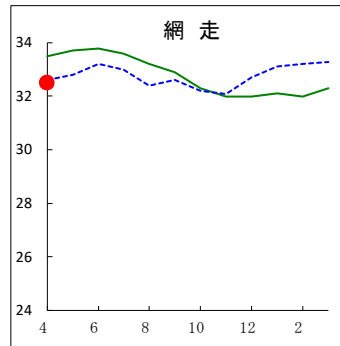
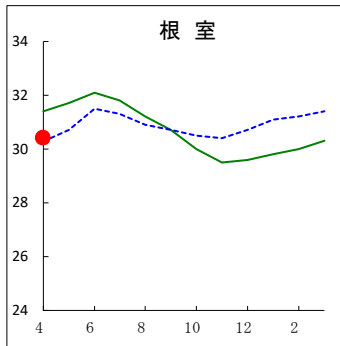
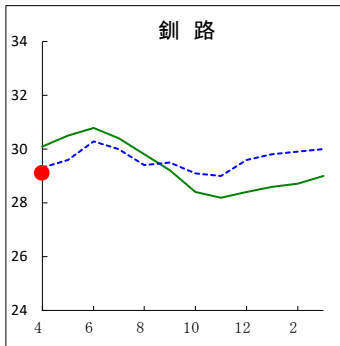
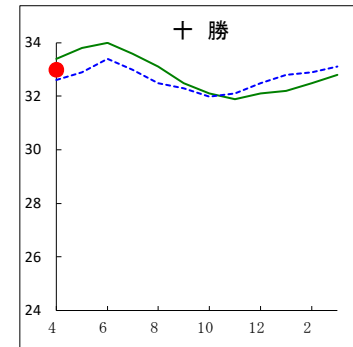
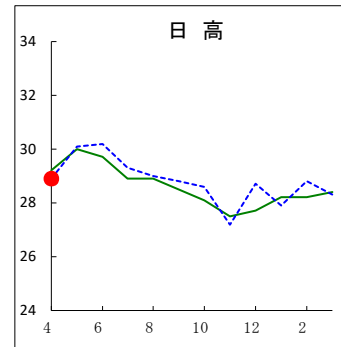
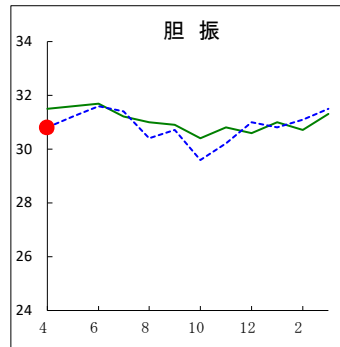
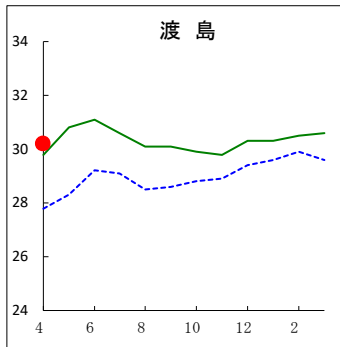
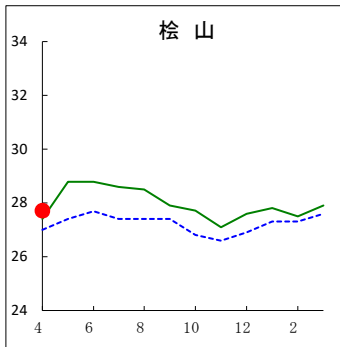
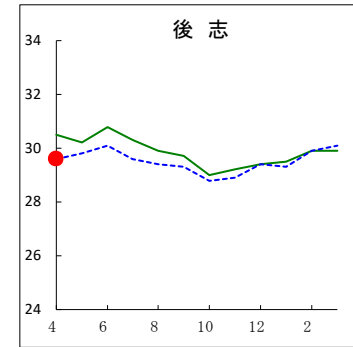
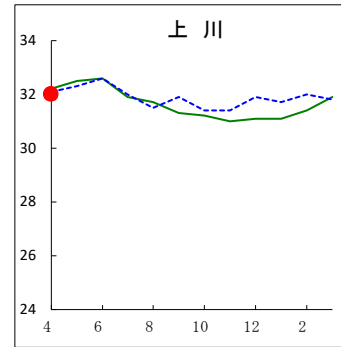
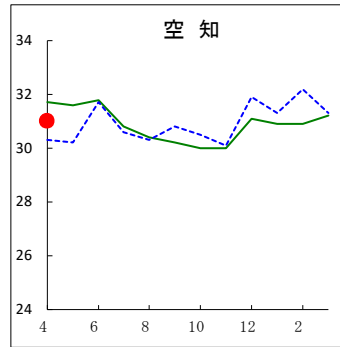
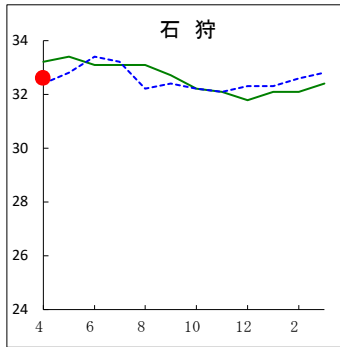
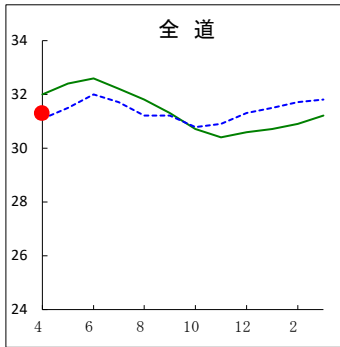
# 乳量

(月別1頭1日当たり成績)

2023年度

2022年度

2021年度



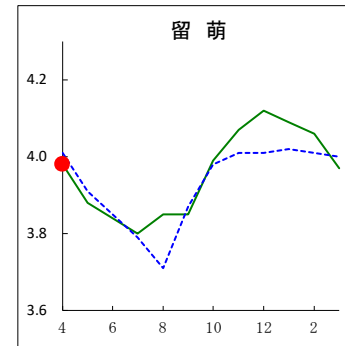
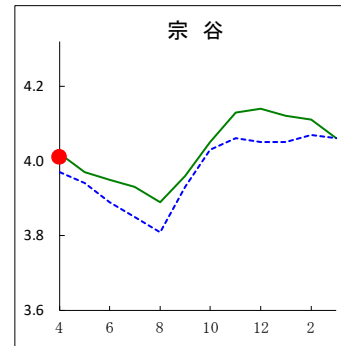
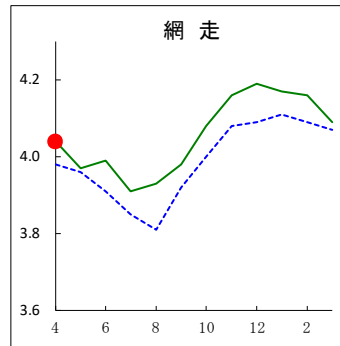
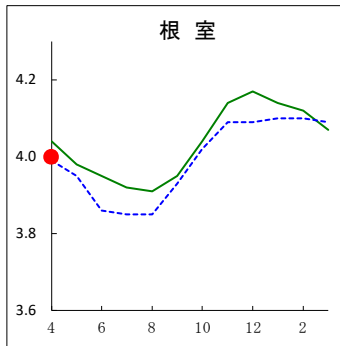
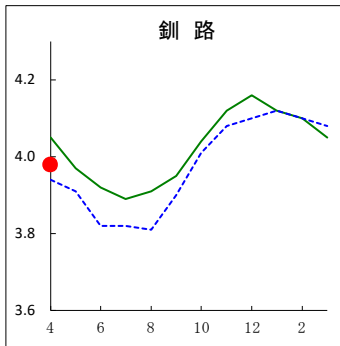
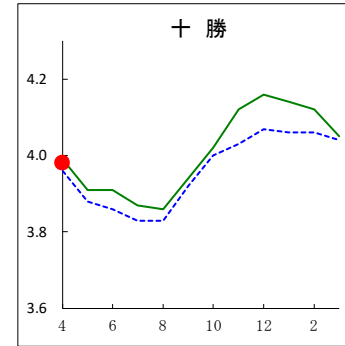
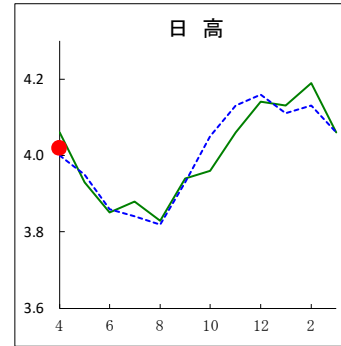
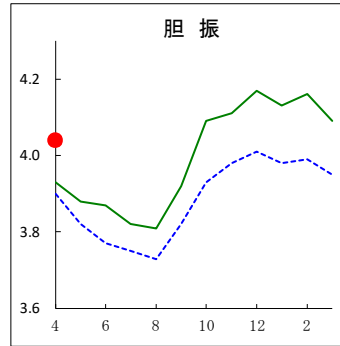
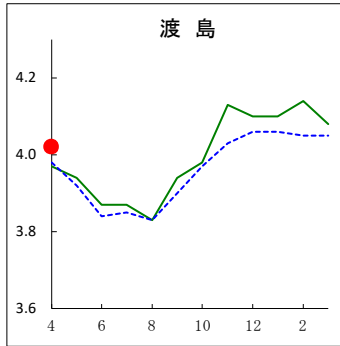
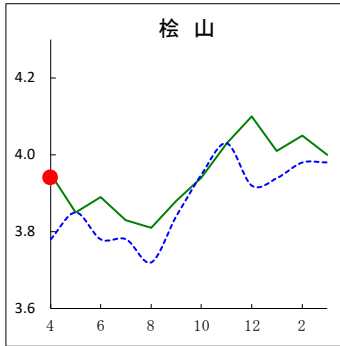
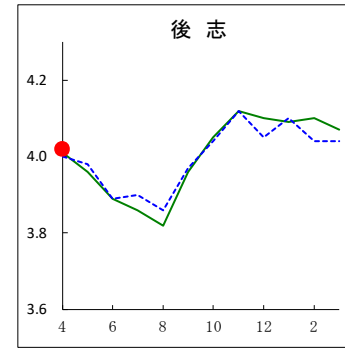
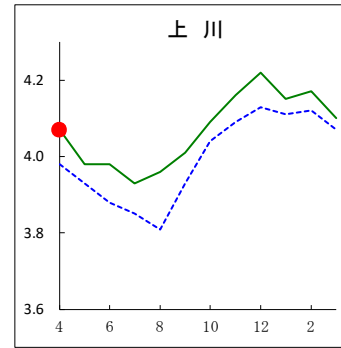
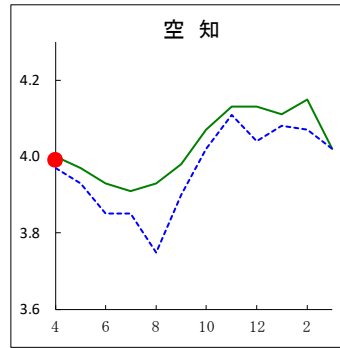
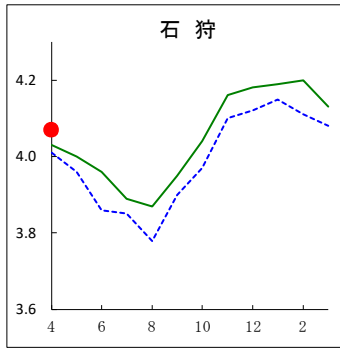
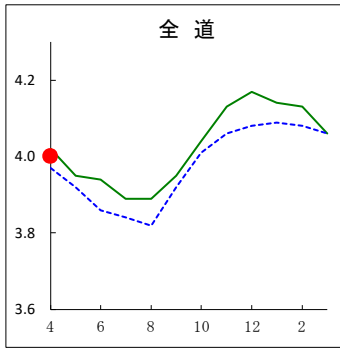
# 乳脂率

(月別1頭1日当たり成績)

2023年度

2022年度

2021年度



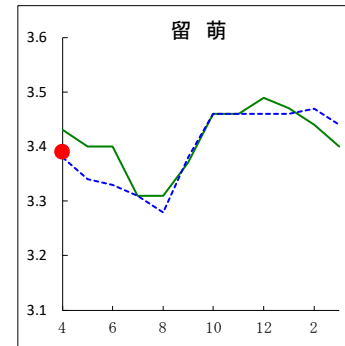
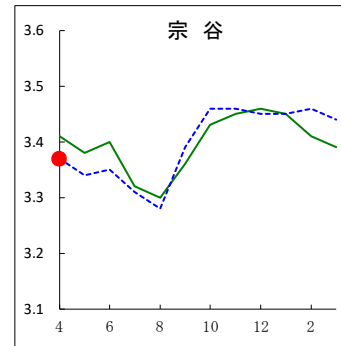
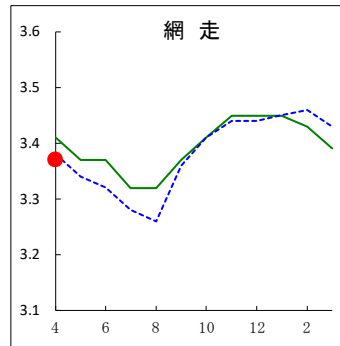
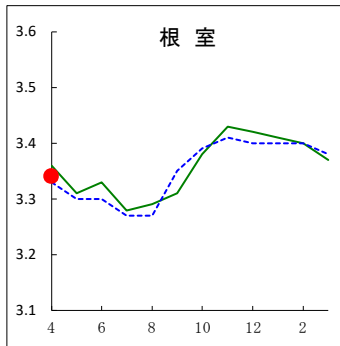
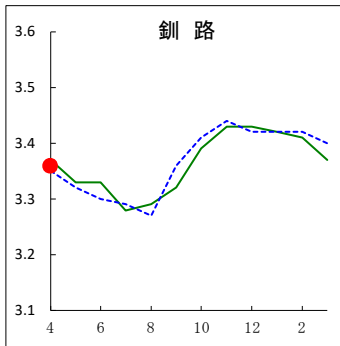
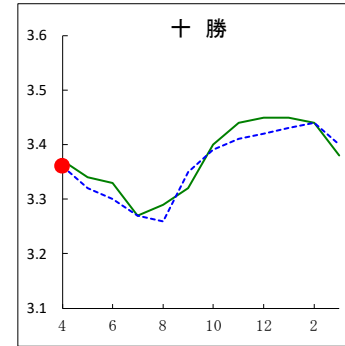
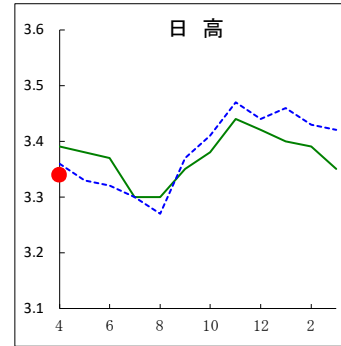
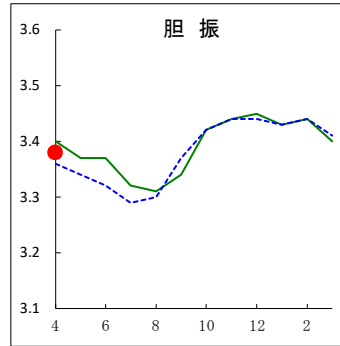
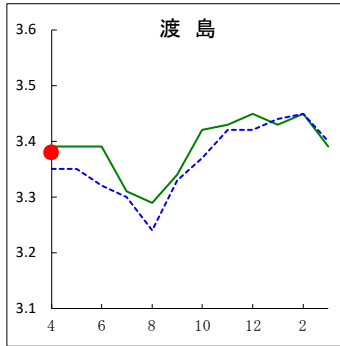
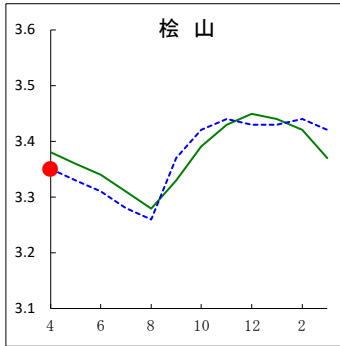
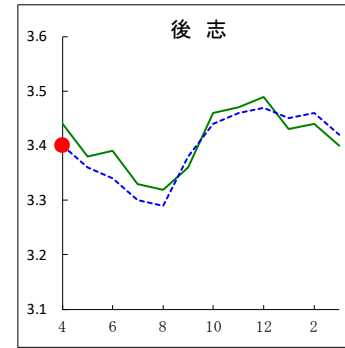
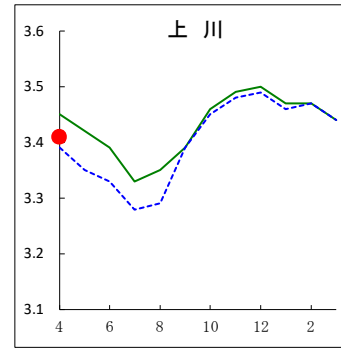
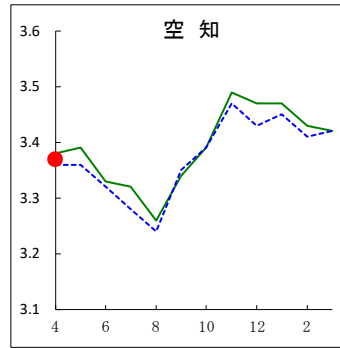
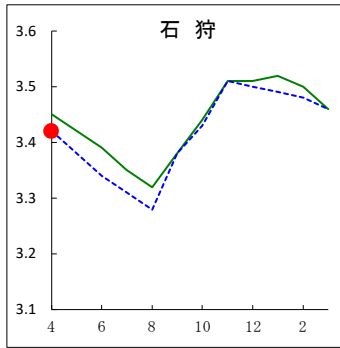
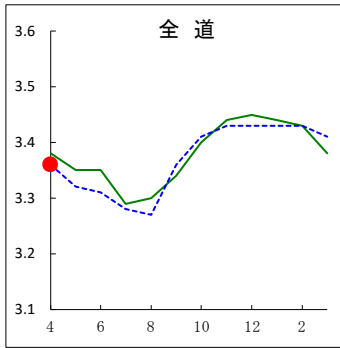
# 乳蛋白質率

(月別1頭1日当たり成績)

2023年度

2022年度

2021年度



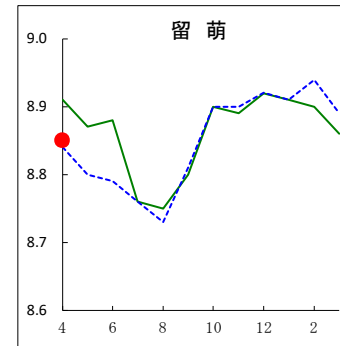
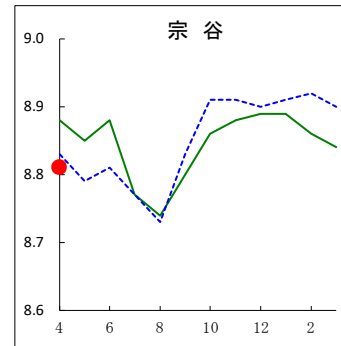
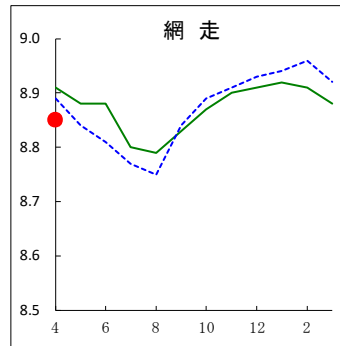
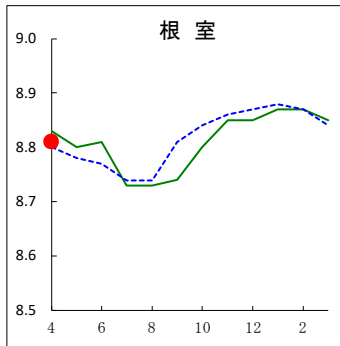
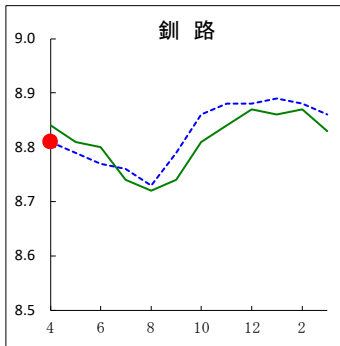
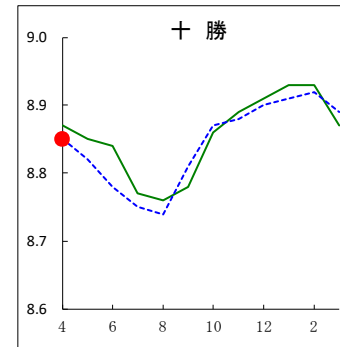
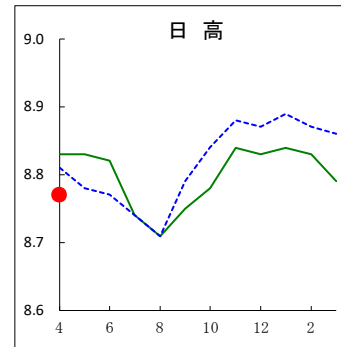
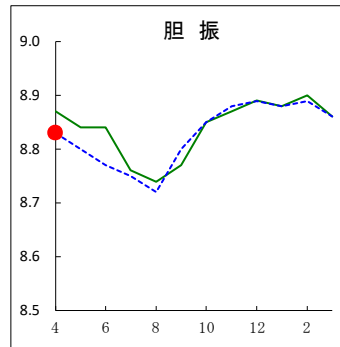
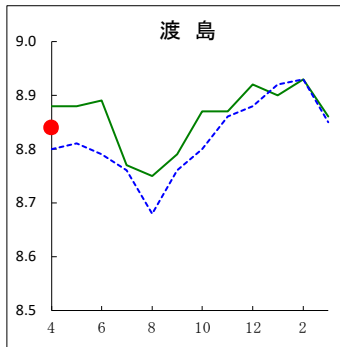
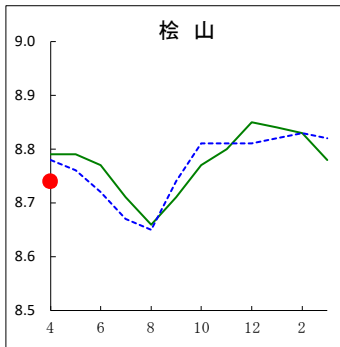
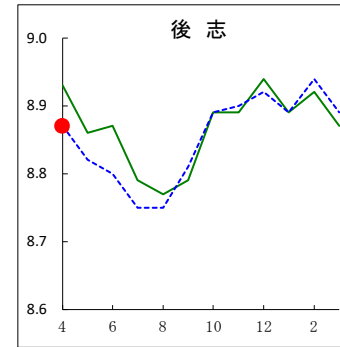
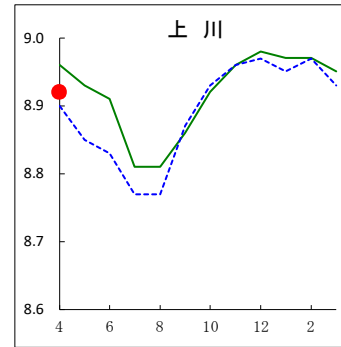
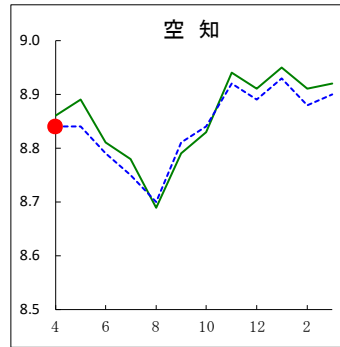
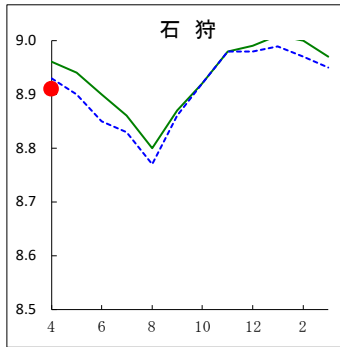
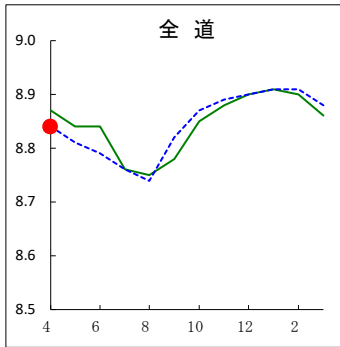
# 無脂固形分率

(月別1頭1日当たり成績)

2023年度

2022年度

2021年度



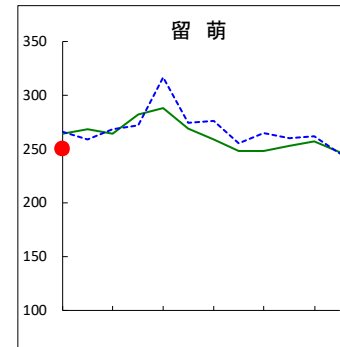
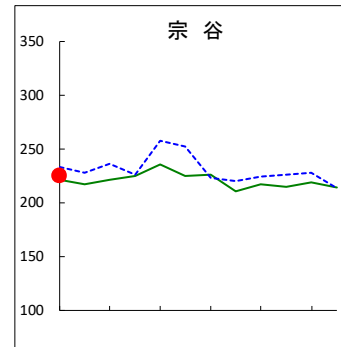
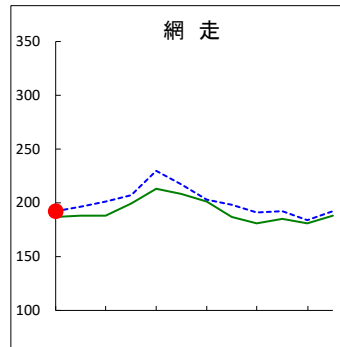
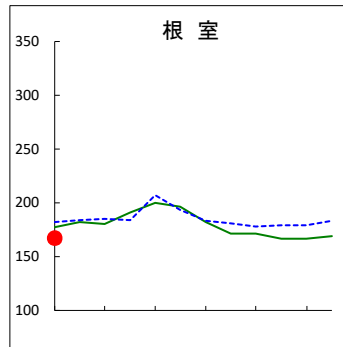
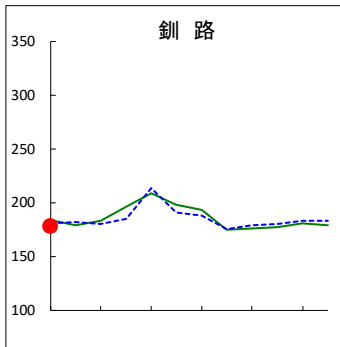
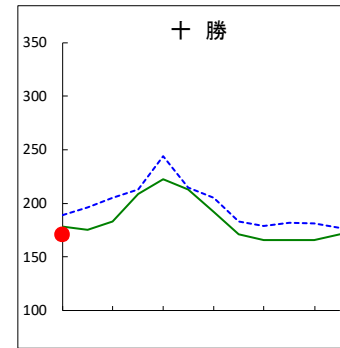
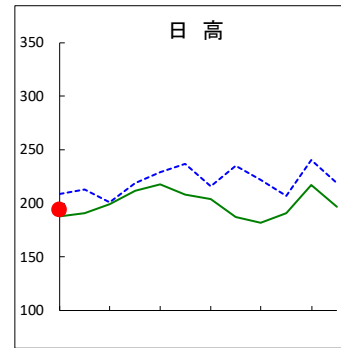
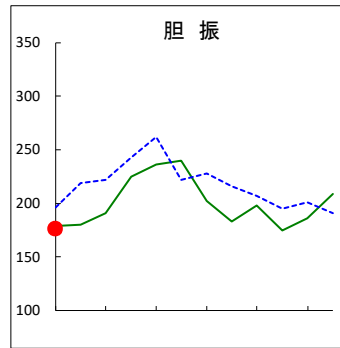
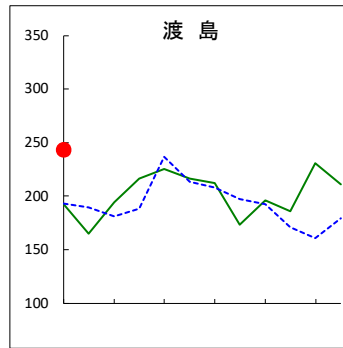
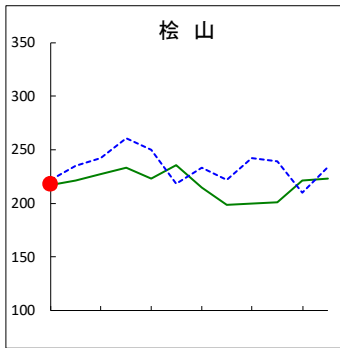
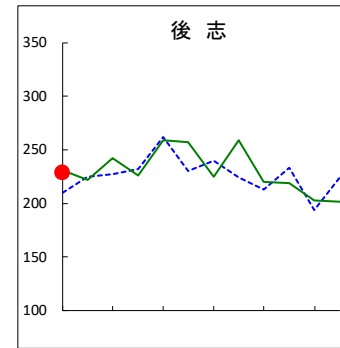
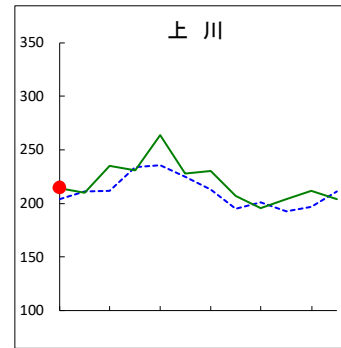
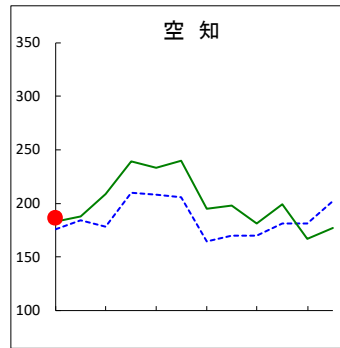
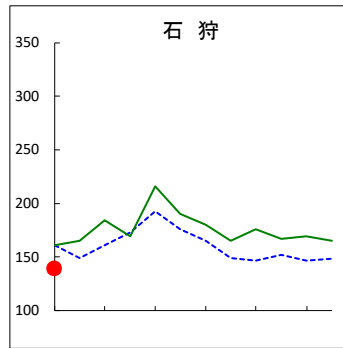
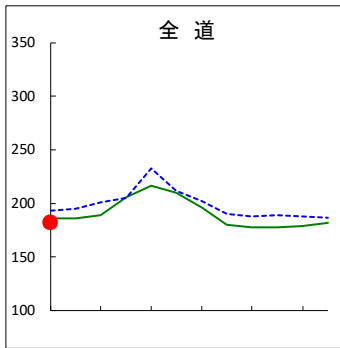
# 体細胞数 (千/ml)

(月別1頭1日当たり成績)

2023年度

2022年度

2021年度



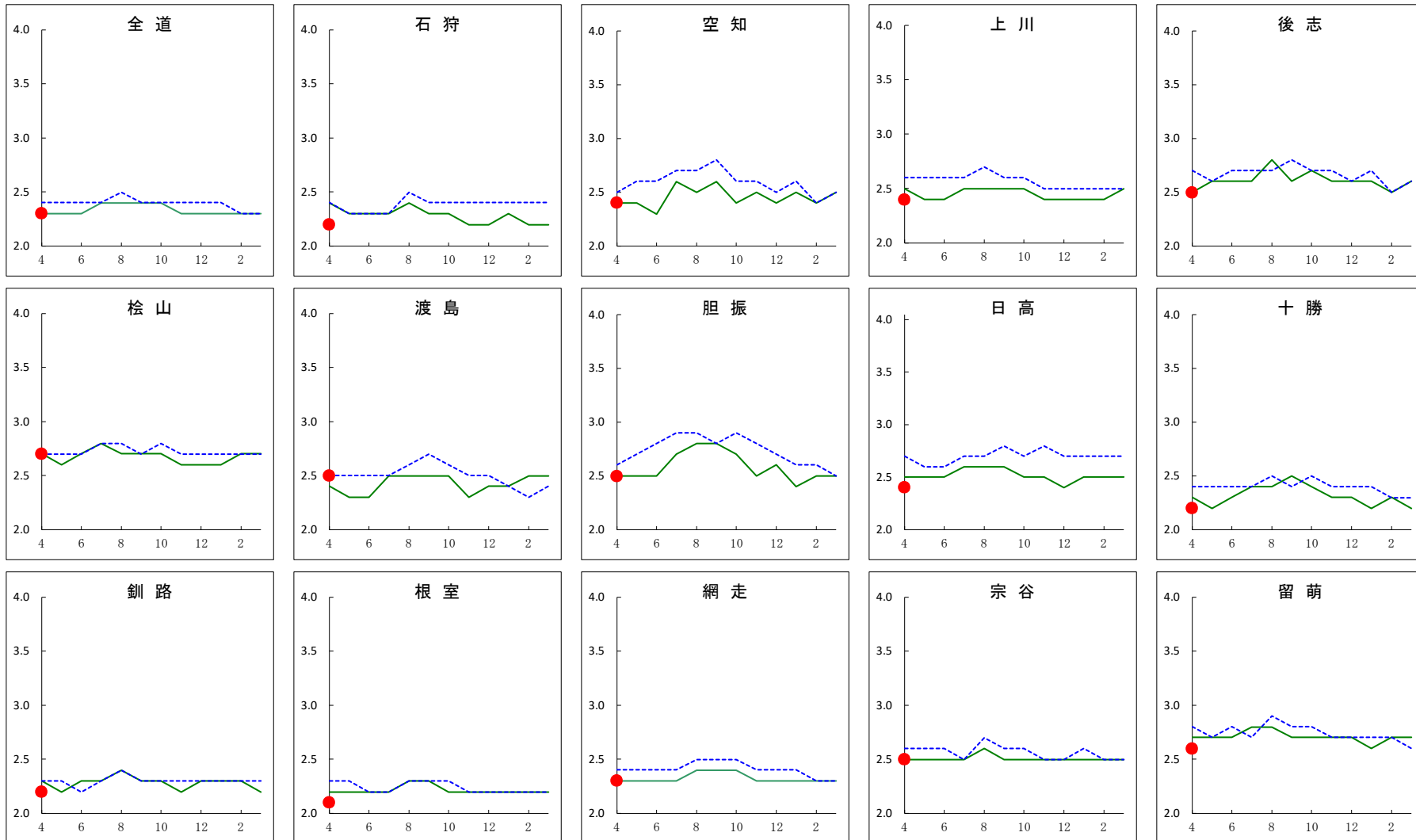
# 体細胞リニアスコア

(月別1頭1日当たり成績)

2023年度

2022年度

2021年度





# 体細胞リニアスコア5未満の比率(個体)

(月別1頭1日当たり成績)

2023年度

2022年度

2021年度

